

Kitchen & Living Spaces



STORI



*Our STORI*

Why STORI?	02
The STORI way	05
Range options	08
Be inspired	10
Real stories	11
Colour palette	179

*Finishing touches*

Storage solutions	138
Handles	154
Handleless rails	162
Furniture legs	163
Lighting	164
Door selector	182
Door care & maintenance	186

*Beyond the kitchen*

Living spaces	168
Bedrooms	174

*Ranges*

Aldana	12
<i>Narrow shaker</i>	
Arrington	18
<i>Inframe effect</i>	
Belgravia	24
<i>Inframe shaker</i>	
Clifden	30
<i>Narrow shaker</i>	
Dawson	36
<i>Narrow shaker</i>	
Ellesmere	42
<i>Inframe effect</i>	
Ferro	48
<i>Slab</i>	
Florence	52
<i>Shaker</i>	
Georgia	58
<i>Shaker</i>	
Harborne	62
<i>Shaker, integrated handle</i>	
Jacobsen	68
<i>Inframe, raised centre panel</i>	
Jefferson	74
<i>Raised centre panel</i>	
Kelso	78
<i>Slab</i>	
Kensington	82
<i>Shaker</i>	
Madison	88
<i>Shaker</i>	
Rezana	92
<i>Slab</i>	
Strada Gloss	96
<i>Slab, integrated J-handle</i>	
Strada Matte	100
<i>Slab, integrated J-handle</i>	
Tavola	106
<i>Slab</i>	
Wakefield	112
<i>Shaker</i>	
Winslow	118
<i>Inframe effect</i>	
Zola Gloss	124
<i>Slab</i>	
Zola Matte	128
<i>Slab</i>	
Zola Soft-Matte	132
<i>Slab</i>	



## Why STORI?

At STORI, we want to help you create aspirational living spaces, effortlessly. That's why we partner with the best independent retailers across the UK and Ireland to provide you with a local buying experience that is seamless from the very first interaction.

Our beautifully crafted furniture collection can be tailored to your lifestyle, taste and budget to achieve a stunning yet functional design that will add value to your home and everyday living.

With 5-year and 10-year warranties as standard as well as a world class supply chain, you can be confident that when STORI is at the heart of your home, your living spaces will be worth sharing.




### *30+ years of industry expertise*

Providing you with a seamless experience.



### *Nationwide STORI approved retailers*

Find one local to you.



### *Endless possibilities for any space*

With an extensive collection for every style & budget.



### *Exceptional quality*

You can trust with industry accreditations & warranties.



### *Sustainably responsible*

From our material selection to our in-house processes.





## *The STORI way*

When you're making an investment in your home, you want to know you're purchasing from an expert who cares about your project from your initial appointment right through to aftercare.

That's why we partner with selected independent retailers across UK & Ireland who are specifically appointed to provide you with a seamless, professional experience.



# What to expect from your STORI retailer

## *Natural problem solvers*

Our STORI retailers have a wealth of design experience and are skilled in crafting beautiful, yet practical spaces that will enhance both your daily life and your home's overall value. Simply share your vision and they will expertly bring it to life.

## *Dedicated expertise*

Your STORI retailer can also advise on various other aspects of your new space including worktops, appliances, and flooring. They offer a bespoke service from the outset, matching your ideas with their knowledge to collectively transform any room in your home.

## *Community connections*

Supporting independent retailers benefits your local community. Your patronage keeps money circulating locally, fostering job creation and economic growth. Personalised experiences and genuine connections are prioritised, preserving your community's uniqueness and prosperity.

## *A one-stop shop*

Many of our STORI retailers can provide you with a 'one-stop shop' for your entire project. Whether it's services such as electrics or plumbing, our retailers can manage your project from start to finish, to ensure a smoother process.



Scan here to find your nearest retailer





## Range options



### *Express colours*

Popular colours within selected ranges that are pre-finished and therefore available in a shorter time frame.



### *Paint to order*

A large number of our ranges are suitable for painting, simply select any colour from our standard colour palette.

See page 179 for standard colour palette



### *Colour match*

All our paintable ranges can be matched to a specified colour using BS (British Standard) or RAL (European Standard) colour references.



### *Stain to order*

Selected ranges are suitable for staining, choose any shade from our standard stain palette.

See page 179 for stain options



### *Made to order*

Alternative sizes or designer features are available to create a bespoke space.





## Be inspired

We're here to help guide you on your journey in creating a new kitchen or living space. To gather further ideas for your project, you can browse our online image gallery which showcases our full collection. Simply filter by room type, style, finish and even colour to feed your imagination and create your ultimate wish list!



Have you featured STORI ranges in your home?  
Share your STORI with us. Use the hashtag #StoriSpaces  
for a chance to be showcased.



## Real stories

We're proud to have our ranges featured in homes throughout the UK & Ireland, spaces which have been expertly designed and installed by our approved network of STORI retailers.

Ranging from small spaces with limited storage to more spacious room settings, our collection caters for all types of homes and lifestyles, regardless of style, taste or budget.

Check out the Real stories on our website and take inspiration from design elements other homeowners have opted for from the STORI collection.



Scan here for more inspiration





*Aldana*  
Heritage Green





The stunning simplicity of the Aldana shaker door is accentuated by its narrow frame. Its authentic painted woodgrain finish and wealth of accessories makes Aldana an ideal choice for both contemporary and traditional settings.

*Handles: K1-330 & K1-331*  
*Worktop & splashback: Calacatta Borghini Marble Slab*



*Express colours*



*Paint to order*



*Colour match*



*Made to order*

See page 182 for full range options.





The versatility of Aldana lends itself beautifully to other areas within the home. Features such as plain glazed frames, triple panel doors and decorative shelving creates impressive custom-built furniture, such as a media unit with integrated workstation as shown above.

Consider internal storage solutions to bring order to your kitchen. Maximise awkward spaces with the VS COR® Flex corner pull-out and the VS SUB® Slim base pull-out. For optimal organisation, a VS TAL® Gate Pro offers storage on both the door and cabinet.



Discover more





*Arrington*  
Shell & Slate Blue





An understated narrow shaker style, Arrington is suited to both classic & contemporary settings. Its natural ash grain combined with a subtle line detail on the outer door frame adds richness to its design. Paired with its extensive selection of accessories, Arrington's versatility means that it can be the perfect backdrop to any room throughout your home.

*Handles: K1-353 & K1-354*

*Worktop & splashback: Cosentino Dekton Stonika Taga*



*Paint to order*



*Colour match*



*Made to order*

See page 182 for full range options.







Blending flawlessly in other living spaces, Arrington can be customised to create stunning feature pieces which are stylish yet practical, such as this built-in drinks dresser with tall height cabinetry.

When it comes to accessing everyday items, opt for a range of cleverly designed storage options such as the VS COR® Flex corner pull-out and the VS TAL® Gate Pro tall larder pull-out.



*Discover more*









The epitome of elegance, Belgravia brings both style and substance to your home with its ornately detailed inframe design. Featuring a premium quality painted finish with visible woodgrain, and an exquisite selection of accessories, the design options are truly endless.

*Handle: K1-313*

*Worktop & splashback: Brazilian Macaubas Quartzite Slab*



*Paint to order*



*Colour match*



*Made to order*

See page 182 for full range options.





Belgravia's sophistication can extend to other areas within the home to create a truly majestic space. Consider a walk-in pantry rich in design features including open shelving, x wine boxes and an oak ladder. A boot room can offer an abundance of storage space along with practical bench seating.



*Discover more*







*Clifden*

Light Grey & Vintage Pink





Inspired by the simple beauty of the classic shaker design, Clifden offers a unique twist by cleverly combining a slim frame with a smooth painted finish to create something truly impeccable. For an ultra-contemporary look, Clifden is also available as a true handleless shaker.

*Handles: K1-267 & K1-270*

*Worktop: Dekton Natural Collection Rem, Island: Solid Oak*



*Express colours*



*Paint to order*



*Colour match*

See page 182 for full range options.







From boot rooms to freestanding console tables, Clifden offers an abundance of design features such as beaded panelling, tall triple panel doors and glazed frames. Opt for a universal moulding to frame your door and drawerfronts if you wish to create the illusion of inframe furniture.



*Discover more*









Dawson's slim frame, with sloped internal profile and v-groove detailing offers a unique design that can adapt to suit both contemporary and traditional styling. Its smooth foil finish, available in six stunning colours, makes Dawson a durable yet stylish choice that will easily bring any space to life.

*Handle: K1-391*

*Worktop & splashback: Kronospan Dark Terrazzo Marble  
Postformed SU K102*



*Express colours*



*Made to order*

See page 182 for full range options.







For a touch of decadent living incorporate a statement drinks dresser with feature frames and bi-fold doors.

Awkward, dark corners can be solved with the VS CORNERSTONE® Maxx corner pull-out while the VS TAL® Larder can easily store an abundance of everyday food items for ease of access. A VS ENVI® Space XX Pro S integrated bin is an ideal way for concealing everyday household waste.



*Discover more*





*Ellesmere*  
Dust Grey





A timeless classic; Ellesmere offers style in abundance. Its unique construction creates the illusion of a true inframe with a more affordable price tag. Ellesmere's superior smooth matte painted finish and accessory collection creates a space that is perfect for everyday living.

*Handle: K1-159*

*Worktop, splashback & open shelving: Calacatta Paonazzo*



*Paint to order*



*Colour match*

See page 182 for full range options.







Extend your kitchen design into your dining area with an exquisite drinks dresser featuring oak glass holders, bottle racks and bi-fold doors for a touch of luxury.

Tall narrow spaces can be maximised with a VS TAL® Larder and easily access everyday essentials with a VS COR® Flex corner pull-out.



Discover more





*Ferro*

Oxidised Copper, Rezana Espresso & Zola Matte Lava





Ferro sports a spectacular finish to create something aesthetically unique. Its exclusive selection of metallic paints, available in smooth and weathered such as the Oxidised Copper showcased here, means Ferro can be utilised as an accent door and fused with more subtle styles.

*Handle: K1-158, Handleless rail: Painted Lava  
Worktop: Silestone Cemento Spa Quartz*



*Made to order*

See page 183 for full range options.



*Discover more*







*Florence*  
Slate Blue





Featuring internal beading on the centre panel of this shaker style range, Florence offers a refreshing alternative to the classic shaker, further enhanced by a smooth matte painted finish. Mix with various accessories and colours to achieve a space that is both stylish and affordable.

*Handles: K1-273 & K1-277*

*Worktop: SapienStone Arabescato*



*Paint to order*



*Colour match*

See page 183 for full range options.







Whether it's chic bench seating to sit and unwind or a dedicated home office space, the design options available means Florence can be customised for any space you desire.



*Discover more*









A truly versatile design that lends itself to a range of styles from modern industrial to cosy traditional, the Georgia shaker range is ideal for those who like to experiment. Its smooth matte painted finish and endless colours will have you spoilt for choice.

*Handles: K1-261 & K1-264*  
*Worktop: Neolith Calacatta CO1R*



*Paint to order*



*Colour match*

See page 183 for full range options.



*Discover more*









Combining the linear detailing of a handleless door with a subtle shaker frame and painted woodgrain finish, Harborne captures the true essence of traditional styling with a contemporary twist.

*Worktop & splashback: Dekton REM in White*



*Express colours*



*Paint to order*



*Colour match*

See page 183 for full range options.







Harborne's seamless simplicity makes it the perfect choice for open plan living. Extending beyond the kitchen, a chic home office strikes a beautiful balance of form and function while the snug incorporates additional storage and seating.



*Discover more*





*Jacobsen*  
Light Teal & Taupe Grey





Truly traditional, Jacobsen's sophisticated inframe effect door design features a classic raised centre panel. Boasting an authentic painted woodgrain finish and a wealth of feature accessories, Jacobsen is the perfect choice for those seeking an opulent, inviting space.

*Handles: K1-359 & K1-360*

*Worktop & splashback: Caesarstone 5151 Empira White*



*Paint to order*



*Colour match*



*Made to order*

See page 183 for full range options.





Opt for an ornately designed Jacobsen sideboard to complement your kitchen and extend your style into a compact, functional home office.

For everyday convenience the VS SUB® Slim base pull-out neatly stores cleaning items while the VS CORNERSTONE® Maxx allows for pots and pans within easy reach.



Discover more









The quintessentially traditional design of the Jefferson door, with its raised centre panel and grain painted finish, exudes charm and sophistication. Choose from an extensive selection of both standard and made to order accessories for a kitchen that is totally unique.

*Handle: K1-269*  
*Worktop: Honed Marble*



*Express colours*



*Paint to order*



*Colour match*



*Made to order*

See page 183 for full range options.



*Discover more*







*Kelso*

Stained Truffle Grey & Zola Matte Graphite





Striking the perfect balance of rich texture with its modern slab design, Kelso offers a unique real wood veneered finish with a dramatic ash grain. An exclusive selection of stains means it works beautifully on its own or as an accent door when paired with other contrasting designs and textures.

*Handle: K1-204, Handleless rail: Aluminium  
Furniture legs: Brushed Chrome, Worktop: Dekton Laos*



*Stain to order*



*Made to order*

See page 184 for full range options.



*Discover more*





*Kensington*  
Light Grey & Dust Grey





With its v-groove shaker design, woodgrain effect foil finish, and selection of on-trend colours, Kensington is ideal for those seeking a stylish, yet durable kitchen that can withstand the busy demands of everyday living.

*Handles: K1-357 & 358, Worktop: Silestone Nubula Halcyon, Splashback: Hoxton White Gloss Porcelain Tiles*



*Express colours*



*Made to order*

See page 184 for full range options.







From a dedicated walk-in pantry to bench seating occupying a boot room space, the hallmarks of Kensington makes it a timeless choice for any setting.

The VS COR® Flex offers a unique design that allows full optimisation of corners with four individual shelves, while the VS SUB® Larder offers a flexible solution for maximising narrow spaces to storing everyday food items.



*Discover more*













Effortlessly chic, the Madison shaker range with feature v-grooves makes an impressive statement with its classic detailing and comprehensive accessory selection. Classic in both form and function, Madison will sit right at home in any sized space to bring you a kitchen that works hard but looks fabulous.

*Handles: K1-256 & K1-258*  
*Worktop: Dekton Kovik*

- 

Express colours
- 

Paint to order
- 

Colour match
- 

Made to order

See page 184 for full range options.



Discover more







*Rezana*  
Carbon & Ferro Iron





The unique cross scratched timber finish of the Rezana range and its exclusive selection of stains form the perfect ingredients for a rich, stylish space. The beauty of Rezana means it sits wonderfully on its own or can be perfectly paired with other ranges and finishes such as smooth matte painted or gloss.

*Handle: K1-347*

*Worktop: Dekton Orix Ultra Compact*



*Stain to order*



*Made to order*

See page 184 for full range options.



*Discover more*







*Strada Gloss*  
Light Grey





Make the ultimate contemporary style statement with the chic, handleless design of Strada Gloss. Featuring an exceptional mirror-like finish, choose from a selection of on-trend colours to create a stylish space which can extend to other areas beyond the kitchen.

*Worktop: Corian Domino Terrazzo*



*Express colours*

See page 184 for full range options.



*Discover more*







*Strada Matte*  
Cashmere





A resounding favourite for those seeking a contemporary sanctuary, Strada Matte painted offers a silky, durable finish. Coupled with Strada's cutting-edge design and extensive colour options, you have a design that meets your practical needs as well as your aesthetic demands.

*Worktop & upstand: Silestone White Arabesque*



*Express colours*



*Paint to order*



*Colour match*

See page 184 for full range options.







Strada's minimalist design creates endless possibilities when it comes to devising beautiful spaces within the kitchen and beyond. A streamlined home office creates a stylish yet practical space.

Behind the exterior, consider the VS CORNERSTONE® Maxx corner pull-out to house heavy pots and pans and a VS TAL® Gate pull-out for everyday food items.



*Discover more*









Create a sense of sophisticated minimalism with the simplicity of Tavola. The horizontal oak veneer woodgrain works in harmony with the understated slab door design which can be styled as handleless or paired with a wealth of handle options to create a chic, yet welcoming space.

*Handleless rail: Graphite, Worktop: Dekton Rem Smooth Matte White, Splashback: Iggy White Gloss Porcelain mosaic tiles*



*Paint to order*



*Colour match*



*Stain to order*



*Made to order*

See page 185 for full range options.





Tavola's adaptability enables design features such as open shelving and wall panelling to be incorporated to achieve a chic, interesting space for other living zones.

Blend the exterior and the interior with a VS SUB® Larder pull-out in a complementary Planero Lava finish, a flexible solution to maximise narrow spaces. A VS TAL® Larder pull-out means everyday items are visible and accessible from both sides of the cabinet.



Discover more









Characterised by the internal moulding surrounding its centre panel, woodgrain finish and extensive choice of accessories, Wakefield gives you a variety of options when designing a space to your exact requirements.

*Handles: K1-268 & K1-271*  
*Worktop: Dekton Fossil*



*Express colours*



*Paint to order*



*Colour match*



*Made to order*

See page 185 for full range options.







For a cohesive design in an open plan living space, Wakefield can be featured in the form of complementary freestanding furniture. Media units and coffee tables can be created to blend perfectly with the overall aesthetic of the space.



*Discover more*








*Winslow*  
Pantry Blue & Porcelain





The sophisticated Winslow incorporates a wealth of design features for a luxurious look without the price tag. It's inframe effect door style with beaded centre panel works beautifully with its painted woodgrain finish to create a superior, homely space.

*Handles: K1-309, K1-310 & K1-311*  
*Worktop & splashback: Viola Blue collection*

-  *Paint to order*
-  *Colour match*
-  *Made to order*

See page 185 for full range options.





Winslow's splendid design offers a luxuriant feel aptly suited to other areas in the home; from a timeless, practical pantry to a homely living area and combined workstation.

Bring beauty to the inside with a selection of ergonomically designed storage solutions. The VS TAL® Gate Pro pull-out provides ample storage with height adjustable shelving while the VS CORNERSTONE® Maxx optimises cumbersome corners.



*Discover more*





*Zola Gloss*

Dust Grey & Cashmere with Tavola Carbon





Visually stunning Zola Gloss provides a mirror-like finish that will complement any space it occupies. Available in six trendy shades, this range provides the perfect blank canvas to which you can inject your own personality and style.

*Handleless rail: Aluminium painted Dust Grey*  
*Worktop: Silestone Marengo Quartz*



*Express colours*

See page 185 for full range options.



*Discover more*











The smooth matte painted finish and understated design of Zola Matte creates the perfect base for a seamless, linear look including a handleless rail option.

Ideal for open plan living, side tables and media units are some examples of what can be created for freestanding furniture pieces.

*Handle: K1-280, Furniture legs: Brushed Chrome  
Worktop: Dekton Fossil*



*Paint to order*



*Colour match*

See page 185 for full range options.



*Discover more*





*Zola Soft-Matte*  
Cashmere & White





The adaptability of Zola's slab design allows for a wealth of possibilities to create the ultimate modern space. The soft-matte foil finish, available in seven popular colours, makes Zola Soft-Matte the ideal choice for those wanting to achieve a stylish yet practical space.

*Handleless rail: Aluminium*  
*Worktop & upstand: Silestone Royal Reef*



*Express colours*



*Made to order*

See page 185 for full range options.







A multi-functional island offers additional worktop space and spacious drawers for additional storage, enhancing the kitchen's seamlessly sleek aesthetic.

Incorporate practical storage solutions like the VS TAL® Larder pull-out to ensure your space is both organised and effortlessly chic.



Discover more





*Storage solutions*





## *Optimal organisation*

Optimise every inch of your cabinetry with cleverly designed storage solutions that will transform how you use your space. Created to organise a range of items from cookware to cleaning products, any essential will be easily visible and accessible with minimal effort.

With a variety of style options on offer, you can select one that suits you and your design ensuring the inside of your cabinetry is just as beautiful as the outside.



*Scan here to discover Storage solutions*



# Oak storage

Add a luxurious dimension to your kitchen with the inclusion of solid Oak storage. Ranging from cutlery inserts and spice drawers to larger pantry units and larders, you can completely transform the way your kitchen operates by creating organised areas that allow you to locate everything you need easily.

Feature units



Solid Oak tray set featuring spice drawer with dovetailed construction.

Dovetail Drawers & Inserts



Bespoke cutlery insert trays will organise your utensils to ensure everything you need is at hand.



Deep pan drawers allow you to arrange pots and pans so that they are readily accessible.

**Image opposite:** Larder unit with wine glass holder, wine rack and specialised scalloped edge drawers that allow you to view contents easily.





## *Contemporary storage*

Delivering 'German engineering excellence' for over 60 years, Vauth-Sagel is a trusted brand within the kitchen furniture industry.

Focusing on combining superior design with functionality, STORI is proud to partner with Vauth-Sagel to bring you a versatile selection of pull-out storage and bins.

Each product has been carefully considered to ensure every inch of space is utilised with a choice of sizes, innovative shelf designs and on trend finishes to suit your kitchen design.







## Corner pull-outs

Discover the wonders of clever yet stylish corner storage, where every essential is easily visible and accessible. With soft closure and a seamless pull out motion, you can utilise every inch of space, effortlessly.



VS CORNERSTONE® Maxx in Premea Platinum/White features Platinum powder coated rails and White base.

### VS CORNERSTONE® Maxx

VS CORNERSTONE® Maxx offers two high load capacity shelves ideal for heavy pots and pans and even small kitchen appliances. The clever L shape design extends forward and ensures access to adjacent cabinets.

**Load capacity:** 50kg (25kg per shelf).  
**Finishes available:** Premea Platinum/White, Premea Lava and Planero Lava.



VS COR® Flex in Planero Lava features Lava powder coated steel sides with Lava base.

### VS COR® Flex

VS COR® Flex mechanism includes 4 storage shelves that slide out offering complete visibility and access to the cupboard's contents at once. An integrated locking system ensures no accidental closing of shelves, clashing of cabinets or blocking of adjacent cabinets.

**Load capacity:** 32kg (8kg per shelf).  
**Finishes available:** Saphir Platinum, Premea Platinum/White, Premea Lava and Planero Lava.

**Shown left:** VS CORNERSTONE® Maxx in Planero Lava features Lava powder coated rails and Lava base.



# Tall larder pull-outs

Gone are the days of digging through your cabinet to find what you need. Clever pull-out larders offer practical storage, showcasing all items in seconds as multiple shelves are transported out with one pull. Smooth and silent closing ensures no rattling of contents.

VS TAL® Larder



VS TAL® Larder in Planero Lava features Lava powder coated steel sides with Lava base.

VS TAL® Gate



VS TAL® Gate in Premea Lava features powder coated Lava rail with Lava base.

VS TAL® Gate Pro



VS TAL® Gate Pro in Platinum/White features powder coated Platinum rail with White base.

**Shown right:** VS TAL® Gate in Planero Lava features Lava powder coated steel sides with Lava base.



## VS TAL® Larder

Fixed to the door this elegant larder system offers impressive storage capacity for tall, slim cabinets. Incorporating a full extension central runner you get full visibility of the shelves from both sides. Opt for Power assisted opening and the larder will continue to open automatically with one gentle pull.

**Load capacity:** 80kg (16kg per shelf).  
**Finishes available:** Saphir Platinum, Premea Platinum/White, Premea Lava, and Planero Lava.

## VS TAL® Gate

The VS TAL® Gate pull-out larder provides maximum storage and easy access where one pull reveals the entire contents of the cabinet.

**Load capacity:** 75kg (15kg per shelf).  
**Finishes available:** Premea Platinum/White, Premea Lava, and Planero Lava.

## VS TAL® Gate Pro

The VS TAL® Gate Pro packs storage into the cabinet as well as the door for optimal utilisation of space and easy access to items. All shelves open simultaneously to easily locate items and 5 height adjustable shelves on door and in cabinet can be adjusted to suit various items.

**High load capacity:** cabinet 100kg (20kg per shelf), door 25kg (5kg per shelf).  
**Finishes available:** Premea Platinum/White, Premea Lava, and Planero Lava.



## Base pull-outs

The VS SUB® Slim and VS SUB® Larder offer a flexible solution for narrow spaces, making maximum use of space in kitchen designs.

Attached to the door, the two shelves slide forward on a central runner, giving access from both sides. Integrated soft closure as standard ensures no rattling with a smooth and silent motion.

**Finishes available:** Premea Platinum, Premea Lava and Planero Lava.



VS SUB® Slim in Planero Lava features Lava powder coated steel sides and Lava MFC base.



VS SUB® Slim in Premea Platinum features Platinum powder coated rails and Silver metal base.



VS SUB® Larder in Planero Lava features powder coated steel sides with Lava base.



VS SUB® Larder in Premea Lava features powder coated Lava rail with Lava base.

**Finishes available:** Saphir Platinum, Premea Platinum/White, Premea Lava and Planero Lava.





# Pull-out bins

Even waste needs space! Integrate your bin into your cabinets with the VS ENVI® Space XX Pro & Pro S collection, offering the perfect solution with a choice of widths, Light Grey & Lava Grey finishes and generous bin capacities.

Featuring full front and rear bin accessibility with a soft close motion, each compartment utilises the full width of the cabinet. Easily access handles on each bin for effortless removal. Capacities of up to 91 litres available.



VS ENVI® Space XX Pro S in 85 litre, featuring 2 x 32 litre bins plus 1 x 21 litre bin suitable for 600mm wide cabinets. Shown in Lava Grey.



VS ENVI® Space XX Pro S 44 litre capacity option, suitable for 400mm wide cabinets. Shown in Lava Grey.



VS ENVI® Space XX Pro S 32 litre capacity option, suitable for 300mm wide cabinets. Shown in Lava Grey.

**Shown left:** VS ENVI® Space XX Pro S 88 litre, featuring 2 x 44 litre bins suitable for 600mm wide cabinets. Shown in Lava Grey.





*Handles*

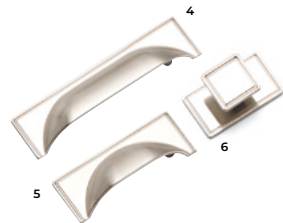


# Handles

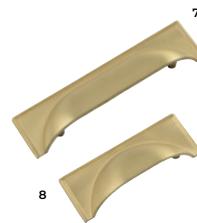
Consider a variety of finishes, from polished chrome to the neutral warmth of nickel or stark contrast of black. Embrace the diverse design options, opt for square knobs, shapely cup handles or textured bar handles to name a few.



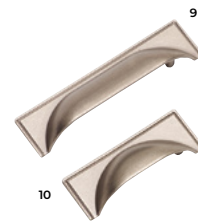
1 CHROME CUP HANDLE: K1-175  
2 CHROME CUP HANDLE: K1-172  
3 CHROME KNOB: K1-180



4 BRUSHED NICKEL CUP HANDLE: K1-174  
5 BRUSHED NICKEL CUP HANDLE: K1-171  
6 BRUSHED NICKEL KNOB: K1-179



7 BRASS CUP HANDLE: K1-320  
8 BRASS CUP HANDLE: K1-319



9 PEWTER CUP HANDLE: K1-176  
10 PEWTER CUP HANDLE: K1-173



11 CHROME CUP HANDLE: K1-315  
12 CHROME KNOB: K1-169




13 BRUSHED NICKEL CUP HANDLE: K1-272  
14 BRUSHED NICKEL KNOB: K1-269




15 SATIN BRASS CUP HANDLE: K1-270  
16 SATIN BRASS KNOB: K1-267



17 ANTIQUE COPPER CUP HANDLE: K1-271  
18 ANTIQUE COPPER KNOB: K1-268




19 CHROME D-HANDLE: K1-316  
20 CHROME KNOB: K1-314



21 BRUSHED NICKEL D-HANDLE: K1-266  
22 BRUSHED NICKEL KNOB: K1-263



23 SATIN BRASS D-HANDLE: K1-264  
24 SATIN BRASS KNOB: K1-261



25 ANTIQUE COPPER D-HANDLE: K1-265  
26 ANTIQUE COPPER KNOB: K1-262



27 POLISHED NICKEL CUP HANDLE: K1-156  
28 POLISHED NICKEL BOW HANDLE: K1-153  
29 POLISHED NICKEL KNOB: K1-159



30 PEWTER CUP HANDLE: K1-157  
31 PEWTER BOW HANDLE: K1-154  
32 PEWTER NICKEL KNOB: K1-160



33 BRUSHED SATIN BRASS CUP HANDLE: K1-302  
34 BRUSHED SATIN BRASS BOW HANDLE: K1-303  
35 BRUSHED SATIN BRASS KNOB: K1-301



36 AMERICAN COPPER CUP HANDLE: K1-155  
37 AMERICAN COPPER BOW HANDLE: K1-152  
38 AMERICAN COPPER KNOB: K1-158



39 POLISHED NICKEL CUP HANDLE: K1-195  
40 POLISHED NICKEL KNOB: K1-198



41 BRUSHED SATIN NICKEL CUP HANDLE: K1-197  
42 BRUSHED SATIN NICKEL KNOB: K1-200



43 BRUSHED SATIN BRASS CUP HANDLE: K1-304  
44 BRUSHED SATIN BRASS KNOB: K1-305



45 AMERICAN COPPER CUP HANDLE: K1-196  
46 AMERICAN COPPER KNOB: K1-199



47 CHROME CUP HANDLE: K1-311  
48 CHROME D-HANDLE: K1-310  
49 CHROME KNOB: K1-309



50 BRUSHED SATIN NICKEL CUP HANDLE: K1-308  
51 BRUSHED SATIN NICKEL D-HANDLE: K1-307  
52 BRUSHED SATIN NICKEL KNOB: K1-306




53 SATIN NICKEL CUP HANDLE: K1-255  
54 SATIN NICKEL D-HANDLE: K1-259  
55 SATIN NICKEL KNOB: K1-257



56 BLACK NICKEL CUP HANDLE: K1-256  
57 BLACK NICKEL D-HANDLE: K1-260  
58 BLACK NICKEL KNOB: K1-258



59 BRIGHT NICKEL CUP HANDLE: K1-357  
60 BRIGHT NICKEL D-HANDLE: K1-358



61 ANTIQUE BRASS CUP HANDLE: K1-359  
62 ANTIQUE BRASS D-HANDLE: K1-360



63 MATTE BLACK CUP HANDLE: K1-361  
64 MATTE BLACK D-HANDLE: K1-362




65 BRUSHED NICKEL CUP HANDLE: K1-323  
66 BRUSHED NICKEL D-HANDLE: K1-324



67 POLISHED NICKEL CUP HANDLE: K1-191  
68 POLISHED NICKEL CUP HANDLE: K1-193




69 POLISHED BRASS CUP HANDLE: K1-192  
70 POLISHED BRASS CUP HANDLE: K1-194



71 ANTIQUE BRASS BAR HANDLE: K1-328/329  
(Available in various lengths)  
72 ANTIQUE BRASS T-BAR: K1-327



73 MATTE BLACK BAR HANDLE: K1-331/K1-332  
(Available in various lengths)  
74 MATTE BLACK T-BAR: K1-330



75 BRUSHED NICKEL BAR HANDLE: K1-370/371  
(Available in various lengths)  
76 BRUSHED NICKEL T-BAR: K1-369



77 ANTIQUE BRASS BAR HANDLE: K1-364/K1-365  
(Available in various lengths)  
78 ANTIQUE BRASS T-BAR: K1-363




79 MATTE BLACK BAR HANDLE: K1-367/K1-368  
(Available in various lengths)  
80 MATTE BLACK T-BAR: K1-366




81 CHROME BAR HANDLE: K1-379  
82 CHROME T-BAR: K1-378







**83** BRUSHED NICKEL BAR HANDLE: K1-385  
**84** BRUSHED NICKEL T-BAR: K1-384




**85** BRUSHED BRASS BAR HANDLE: K1-381  
**86** BRUSHED BRASS T-BAR: K1-380



**87** MATTE BLACK BAR HANDLE: K1-383  
**88** MATTE BLACK T-BAR: K1-382



**89** BRUSHED NICKEL BAR HANDLE: K1-377  
**90** BRUSHED NICKEL T-BAR: K1-376



**129** BRUSHED NICKEL D-HANDLE: K1-393/394  
**130** BRUSHED BRASS D-HANDLE: K1-389/390  
**131** MATTE BLACK D-HANDLE: K1-391/392  
(Available in various lengths)



**132** INOX D-HANDLE: K1-350  
**133** ANTIQUE BRASS D-HANDLE: K1-349  
**134** ANTIQUE GREY D-HANDLE: K1-348



**135** ANTIQUE COPPER BOW HANDLE: K1-225  
**136** ANTIQUE BRASS BOW HANDLE: K1-226




**137** ANTIQUE BRASS BOW HANDLE: K1-61



**91** ANTIQUE BRASS BAR HANDLE: K1-373  
**92** ANTIQUE BRASS T-BAR: K1-372



**93** MATTE BLACK BAR HANDLE: K1-375  
**94** MATTE BLACK T-BAR: K1-374



**95** ANTIQUE BRASS WIDE KNOB: K1-221  
**96** ANTIQUE BRASS KNOB: K1-223



**97** PEWTER BOW HANDLE: K1-99  
**98** PEWTER KNOB: K1-104




**138** CHROME BOW HANDLE: K1-147  
**139** BRUSHED NICKEL BOW HANDLE: K1-148




**140** CHROME D-HANDLE: K1-145  
**141** BRUSHED NICKEL D-HANDLE: K1-146




**142** CHROME D-HANDLE: K1-165  
**143** INOX LOOK D-HANDLE: K1-166



**144** CHROME D-HANDLE: K1-325  
**145** BRUSHED NICKEL D-HANDLE: K1-326




**99** BRUSHED ANTHRACITE D-HANDLE: K1-279  
**100** BRUSHED ANTHRACITE KNOB: K1-275



**101** BRUSHED INOX LOOK D-HANDLE: K1-278  
**102** BRUSHED INOX LOOK KNOB: K1-274



**103** BRUSHED BRASS D-HANDLE: K1-277  
**104** BRUSHED BRASS KNOB: K1-273



**105** BRUSHED BLACK D-HANDLE: K1-280  
**106** BRUSHED BLACK KNOB: K1-276



**146** BRUSHED NICKEL D-HANDLE: K1-388  
**147** BRUSHED BRASS D-HANDLE: K1-386  
**148** MATTE BLACK D-HANDLE: K1-387



**149** CHROME BOW HANDLE: K1-177  
**150** BRUSHED NICKEL BOW HANDLE: K1-178



**151** BRUSHED INOX LOOK D-HANDLE: K1-86



**152** BRUSHED NICKEL D-HANDLE: K1-52/K1-53  
(Available in various lengths)



**107** ANTIQUE BROWN D-HANDLE: K1-214  
**108** ANTIQUE BROWN KNOB: K1-218



**109** INOX LOOK D-HANDLE: K1-215  
**110** INOX LOOK KNOB: K1-219



**111** MATTE BLACK D-HANDLE: K1-216  
**112** MATTE BLACK KNOB: K1-220



**113** CHROME KNOB: K1-312  
**114** BRUSHED SATIN BRASS KNOB: K1-313



**153** BRUSHED NICKEL BAR HANDLE: K1-321/322  
(Available in various lengths)



**154** BRUSHED NICKEL BAR HANDLE: K1-184




**155** POLISHED CHROME D-HANDLE: K1-164



**115** BRIGHT CHROME KNOB: K1-207  
**116** INOX LOOK KNOB: K1-209  
**117** ANTIQUE BROWN KNOB: K1-208  
**118** MATTE BLACK KNOB: K1-210




**119** OAK KNOB: K1-113




**120** CHROME D-HANDLE: K1-187  
**121** BRUSHED COPPER D-HANDLE: K1-201  
**122** BRUSHED NICKEL D-HANDLE: K1-317  
**123** SATIN BRASS D-HANDLE: K1-318




**124** MIRROR POLISHED D-HANDLE: K1-202  
**125** SILK POLISHED D-HANDLE: K1-204  
**126** POLISHED BRASS D-HANDLE: K1-205  
**127** BRUSHED BRASS D-HANDLE: K1-203  
**128** MATTE BLACK D-HANDLE: K1-206



**156** INOX LOOK BAR HANDLE: K1-354  
**157** INOX LOOK T-BAR: K1-353



**158** BRUSHED BRASS BAR HANDLE: K1-352  
**159** BRUSHED BRASS T-BAR: K1-351




**160** BRUSHED BLACK BAR HANDLE: K1-356  
**161** BRUSHED BLACK T-BAR: K1-355




**162** BRUSHED BLACK TRIM HANDLE: K1-345/346/347  
**163** BRUSHED BRASS TRIM HANDLE: K1-339/340/341  
**164** BRUSHED INOX TRIM HANDLE: K1-342/343/344  
(Available in various colours & lengths)





**165** BRUSHED INOX TRIM HANDLE: K1-336  
**166** BRUSHED INOX TRIM KNOB: K1-335



**167** BRUSHED BRASS TRIM HANDLE: K1-334  
**168** BRUSHED BRASS TRIM KNOB: K1-333



**169** BRUSHED BLACK TRIM HANDLE: K1-338  
**170** BRUSHED BLACK TRIM KNOB: K1-337



**171** CHROME TRIM HANDLE: K1-241/244  
**172** MATTE BLACK TRIM HANDLE: K1-248/251  
 (Available in various lengths)



**173** CHROME TRIM HANDLE: K1-227/230  
**174** MATTE BLACK TRIM HANDLE: K1-234/237  
 (Available in various lengths)



Scan here to discover Handle options







## *Furniture legs*

Our furniture legs have been specially selected to enhance the wide range of freestanding complementary furniture pieces that can be created to further enhance your living space.



BRUSHED CHROME



POLISHED CHROME



ANTIQUE BRASS

## *Handleless rails*

Complementary or contrasting, whatever your style or personality, you can create a true handleless kitchen or living space that is striking as it is sleek; with rails available in a selection of finishes. Select any shade within our Colour Palette as well as our Express options shown below.

See page 179 to view our 32 paint to order colour palette



*Express colours*



*Paint to order*



ALUMINIUM HANDLELESS RAIL



BRASS HANDLELESS RAIL



GRAPHITE HANDLELESS RAIL







*Lighting*



## *Beautifully lit*

A carefully considered kitchen lighting scheme can completely transform the look and feel of your space. From meal prepping to entertaining friends around the table, your choice of lighting not only sets the mood, but it can also enhance key design features. We offer a range of LED lighting solutions for various furniture applications to meet both your practical and aesthetic needs.



Discover more

## *Task lighting*

Sufficient lighting is a must in task based areas where hobs, sinks and even worktops are in use, as this aids safe cooking, washing and prepping. A range of LED options are available in aluminium and an on-trend matte black finish.

## *Mood lighting*

Lighting that creates ambience in a kitchen setting can provide the most stunning effect and can transform a kitchen space better than anything else. Opt for recessed LED lighting under worktops, concealed above wall cabinets or even along the bottom of base units.

## *Convenience lighting*

Combine beautiful, functional lighting with everyday practicality through a range of switches and control modules for ultimate convenience. Choose from a range of wireless touch switches or control lighting from your smartphone via a Wi-Fi app, or through voice control systems such as Amazon Echo or Google Home.





*Living spaces*





## *Beyond the kitchen*

From pantries, boot rooms and laundry rooms to drinks dressers and home offices, our offering continually evolves to match the ever-changing needs of homeowners and their lifestyles.

Available in a wealth of designs, finishes and colours, the STORI collection allows you to customise your space to your exact requirements.





Our versatile range allows for design continuity between various living zones with both freestanding and fitted complementary furniture options available.

From side tables and consoles, to coffee tables and media units, you can perfectly adorn your spaces with stylish furniture built to last.



Scan here to discover STORI living spaces







*Bedrooms*



*Reset & refresh*

The bedroom is a sanctuary, a place to unwind from busy, everyday life. This makes STORI a natural choice for those seeking stylish, functional bedroom furniture. Our stunning collection includes traditional and contemporary styles in a range of colours and finishes, in addition to Made to Order options for something truly bespoke.

Transform the look and feel of your home and create your own inner sanctuary with a STORI bedroom.



Scan here to discover STORI bedrooms







## Colour palette

for Kitchens & Living Spaces

Brilliant White	Porcelain	Ivory	Shell	Taupe Grey	Mussel	Stone	Stone Grey
Lava	Pantry Blue	Light Teal	Airforce	Parisian Blue	Marine	Slate Blue	Indigo
Sage Green	Cardamom	Reed Green	Willow	Viridian	Heritage Green	Deep Forest	Cashmere
Vintage Pink	Antique Red	Light Grey	Dust Grey	Monument Grey	Gunmetal Grey	Graphite	Cannon Black

Looking for a specific hue? Speak to your retailer about our Colour Match Service, available in selected ranges.

## Oak stains

Light Oak	Parched Oak	Espresso	Weathered Silver	Carbon	Hacienda Black
-----------	-------------	----------	------------------	--------	----------------

Oak stains can be applied to: Rezana and Tavola.

## Kelso stains

Sand Dune	Silver Sage	Fern Green	Pacific Blue	Vintage Port	Truffle Grey
-----------	-------------	------------	--------------	--------------	--------------

Can be applied to Kelso only.

## Ferro paints

Iron	Rusted Iron	Copper	Oxidised Copper	Brass	Burnished Brass
------	-------------	--------	-----------------	-------	-----------------

Metal paints can be applied to Ferro only.

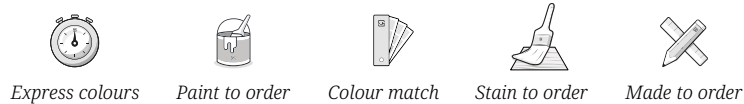




*Door selector*



# Door selector



## Aldana



**Style:** Narrow shaker  
**Finish:** Ash painted  
**Colour Options:** 32+, see page 179

Express colours



## Arrington



**Style:** Inframe effect narrow shaker  
**Finish:** Ash painted  
**Colour Options:** 32+, see page 179



## Belgravia



**Style:** Inframe shaker with internal bead  
**Finish:** Ash painted  
**Colour Options:** 32+, see page 179



## Clifden



**Style:** Narrow shaker  
**Finish:** Smooth matte painted  
**Colour Options:** 32+, see page 179

Express colours



## Dawson



**Style:** Narrow shaker with bevelled edge & v-groove  
**Finish:** Smooth matte foil  
**Colour Options:** 6

Express colours



## Ellesmere



**Style:** Inframe effect narrow shaker  
**Finish:** Smooth matte painted  
**Colour Options:** 32+, see page 179



## Ferro



**Style:** Slab  
**Finish:** Metallic painted  
**Colour Options:** 6

Ferro paints



## Florence



**Style:** Shaker with internal bead  
**Finish:** Smooth matte painted  
**Colour Options:** 32+, see page 179



## Georgia



**Style:** Shaker  
**Finish:** Smooth matte painted  
**Colour Options:** 32+, see page 179



## Harborne



**Style:** Shaker with integrated handle  
**Finish:** Ash painted  
**Colour Options:** 32+, see page 179

Express colours



## Jacobsen



**Style:** Inframe effect shaker with raised centre panel  
**Finish:** Ash painted  
**Colour Options:** 32+, see page 179




## Jefferson



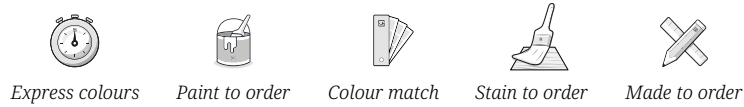
**Style:** Raised centre panel  
**Finish:** Ash painted or light oak  
**Colour Options:** 32+, see page 179

Express colours





Door selector



Kelso

**Style:** Slab with vertical grain  
**Finish:** Ash stained  
**Colour Options:** 6

*Kelso stains*

Sand Dune

Silver Sage

Fern Green

Pacific Blue

Vintage Port

Truffle Grey

Rezana

**Style:** Slab with vertical grain  
**Finish:** Knotty oak veneer cross scratched  
**Colour Options:** 6

*Rezana stains*

Light Oak

Parched Oak

Espresso

Weathered Silver

Carbon

Hacienda Black

Tavola

**Style:** Slab with horizontal grain  
**Finish:** Oak veneer painted or stained  
**Colour Options:** 32+, see page 179

*Tavola stains*

Light Oak

Parched Oak

Espresso

Weathered Silver

Carbon

Hacienda Black

Zola Gloss

**Style:** Slab  
**Finish:** Gloss painted  
**Colour Options:** 6

*Express colours*

White

Porcelain

Light Grey

Cashmere

Dust Grey

Graphite

Kensington

**Style:** Shaker with bevelled edge & v-groove  
**Finish:** Ash effect foil  
**Colour Options:** 9

*Express colours*

Porcelain

Ivory

Mussel

Light Grey

Cashmere

Dust Grey

Heritage Green

Indigo

Graphite

Strada Gloss

**Style:** Slab with integrated J-handle  
**Finish:** High gloss polyurethane  
**Colour Options:** 6

*Express colours*

White

Porcelain

Light Grey

Cashmere

Dust Grey

Graphite

Wakefield

**Style:** Shaker with internal bead  
**Finish:** Ash painted or light oak  
**Colour Options:** 32+, see page 179

*Express colours*

Light Oak

Porcelain

Ivory

Mussel

Light Grey

Sage Green

Stone

Dust Grey

Marine

Zola Matte

**Style:** Slab  
**Finish:** Smooth matte painted  
**Colour Options:** 32+, see page 179

Madison

**Style:** Shaker with v-groove  
**Finish:** Ash painted or light oak  
**Colour Options:** 32+, see page 179

*Express colours*

Light Oak

Porcelain

Ivory

Mussel

Light Grey

Sage Green

Stone

Dust Grey

Marine

Strada Matte

**Style:** Slab with integrated J-handle  
**Finish:** Smooth matte painted  
**Colour Options:** 32+, see page 179

*Express colours*

White

Porcelain

Light Grey

Cashmere

Dust Grey

Marine

Graphite

Winslow

**Style:** Inframe effect shaker with internal bead  
**Finish:** Ash painted  
**Colour Options:** 32, see page 179

Zola Soft-Matte

**Style:** Slab  
**Finish:** Smooth matte foil  
**Colour Options:** 7

*Express colours*

White

Porcelain

Light Grey

Cashmere

Dust Grey

Indigo

Graphite



# Door care & maintenance

With appropriate care and maintenance, our doors and accessories are designed to provide years of reliable service. To keep it in the best possible condition, please follow the simple guidelines below.

Frontals are designed for domestic use, we recommend that each area / cabinet is maintained within domestic temperature and humidity levels. We recommend a temperature range of 16°C - 24°C and a relative humidity range of 40% to 60%.

Please note your guarantee may be adversely affected if used for non-general domestic environments.

## INSTALLATION ADVICE

### Pre Installation

Ensure that all new-builds or newly plastered rooms have been left to environmentally stabilise prior to the installation of new doors. Doors must not be installed in a damp, or moisture-rich environment as it will cause undesirable movement in the joints and panels of the door. A hygrometer should be used to assess conditions.

To help minimise any potential damage to the area whilst you are installing it, please read and adhere to the following instructions and recommendations:

- We would advise that you make an initial check to confirm that you have the correct quantity and size of fascias; you can do this by referring to the labels attached to the outer packaging.
- Ensure that you fully inspect each individual fascia prior to attaching the hinges. Claims for damage to the fascia will not be accepted after the hinges have been attached.
- Do not stack the doors on their ends on any hard surface; this can cause chipping and scratching along the edge of the fascia, especially on the handle edge of ranges with an integral handle. Prior to fitting, the fascias should be stored flat, ensuring that they are not resting on any dirt or debris that may damage or mark the finish.
- Take extreme care when stacking the fascias with hinges attached to ensure that the hinges do not mark other fascias. Do not lean the fascias against one another, or against any surface without proper protection in-between.
- You should take extreme care not to put the door down with excessive force on any edge, especially the handle edge, as this will cause crushing/impact damage on these edges.
- If the fascias are attached to the carcase, then you should carefully remove the fascias by unclipping the hinges and storing these flat in a clean safe environment away from your working area, utilising the packing materials from the units.
- Take extreme care when unpacking the fascias and do not use sharp blades to cut away the packaging.
- Where cutting/scribing décor panels and trim, you must use a sharp quality saw blade of the appropriate grade for fine-cutting, or a suitable router. Small chips can appear along the cut-edge, and so extra care must be

taken to minimise the risk of chipping. Using a blunt or inappropriate saw blade will produce a poor finish, and this will not be covered by the guarantee.

- All cut edges should be sealed against moisture ingress using a suitable water-resistant sealant/adhesive prior to installation.
- When attaching the hinges, place the fascia face down on a soft, clean surface, ensuring that there is no grit, sawdust or other matter underneath that can damage the surface of the fascia whilst the hinges are attached. It is good practice to place a sheet of clean cardboard between the fascia and the flat surface prior to attaching the hinges.
- If the hinges are 'knock-in' type. Use a rubber mallet to knock the hinges into the fascia without using excessive force.
- Once the hinges have been attached to a door, hang the door on the unit straight away to avoid damage. Do not stack the doors with the hinges touching other doors, as this can cause scratches or marks to the other fascias.
- On Painted Products: Any fine chips along the cut edge should be smoothed with a fine grade sandpaper prior to fitting.
- All trims are supplied in long lengths and need to be cut down on site, using the appropriate tools.
- When fitting the plinth, ensure that you check the dimensions of any adjacent appliances. On occasion, the plinth may need to be pulled forward to ensure that it clears the front of the appliance. This can be achieved by fitting blocks using off-cuts to the rear of the plinth prior to attaching the plinth clips, to step the plinth forward from its normal position.

## GENERAL CARE

### Heat & Moisture

As with all furniture the most common problems found occur due to excessive or prolonged exposure to heat and/or moisture.

- Spills and condensation on fascia should be cleaned and dried immediately. Particular attention must be paid to the sink area and wet appliances as damage caused as a result is not covered by warranty.
- Dishwasher doors should not be opened mid cycle or immediately at the end of a cycle. Damage caused by the excess steam will not be covered by warranty.
- Appliances that create steam (e.g., steamer, coffee maker, kettle, steam mop, etc) should not be placed underneath cabinets or near units where condensation may form.
- Care must be taken when washing floors and worksurfaces to prevent liquid accumulating on or adjacent to plinth and panels. These areas should be dried thoroughly after cleaning.
- Appliances that generate excessive heat such as toasters, air fryers, microwave ovens, etc, should be correctly ventilated and not placed under or near units.

### Light & Colour

The colour of doors and drawer fronts may appear mismatched in colour. This apparent mismatch is sometimes the effect of differing light conditions within your space, (known as metamerism). To check your doors and fascia you should place them side by side in natural daylight for comparison.

Please note that after a period of time, it is normal for the colouring of units to mellow in colour. In particular, timber & light lacquered surfaces change colour have a certain tendency to "yellow with age." This is not a manufacturing fault and is due to exposure to light. The product material, finish and the intensity of exposure will affect the rate of change. Due to this, we advise that colour change is taken into consideration when replacing or fitting new doors sometime after the original units has been installed, as replacements may not be an exact colour match. This also should be taken into consideration when choosing colours from samples and swatches and it is therefore recommended that samples/swatches are changed regularly.

### Cleaning advice for all door types including Timber, Painted, Foil & Gloss

- Periodically clean the interior and exterior surfaces of the door using a soft, damp cloth. Wipe dry all surfaces after cleaning.
- Do not use wax-furniture polish, abrasive or aggressive cleaners, bleach, or other hypochlorite (chlorine) based cleaners, multipurpose cleaners, dilutes, acetone, alcohol, solvent, or similar products on the door, as this will damage the surface; additionally wax and polishes leave a residue build up that is difficult to remove. Only use a 5% soap, 95% water (liquid soap) solution, wiping with a damp (not wet) cloth, finally drying with a soft, clean cloth only.
- Do not expose the doors or panels to temperature in excess of 60°C (140°F) (approximately the temperature of washing up water).
- Dust with a soft cloth only.
- Never use any abrasive pads or abrasive cleaners on the furniture.
- If using glass cleaner to clean your glass doors be careful not to damage the finish of the door and cabinet parts while cleaning. Do not spray glass cleaner directly on to the glass or cabinet parts as this may discolour the finish of your cabinets. Instead, spray a small amount of cleaner on to a lint free cloth or paper towel then wipe the glass.
- Ensure all cooking splashes, spills and condensation on the fascias/panels are wiped immediately with a damp cloth; and dried immediately.
- If the surface of the product is exposed to any oil-based substance (for example olive oil, butter, margarine or cooking oil), the spillage must be wiped away immediately to prevent staining.

### Foil & High Gloss Finished Doors – additional care advice

Foil/Lacquer coated products are manufactured from the highest quality materials. Your gloss doors will come with a protective film over the front. You should remove this only after they are installed as the curing process continues for around 72 hours after the film is removed. This means the doors will be liable to scratching and other marks. You should avoid cleaning the doors for at least a few days to prevent any marks appearing on the surface.

**Moisture:** Please be careful not to puncture the foil melamine lacquered surface of your panels. These should be kept dry to prevent moisture ingress.

**Light:** If the doors are supplied with a protective film on the face they must not be directly exposed to sunlight. Once installation is complete, carefully remove the protective film from the front of the fascia.

There are a number of products available which are designed for cleaning high gloss doors, but plain water can be used for regular cleans. Always use a lint free soft cloth and use a circular motion to achieve a high buff. Micro-fibre cloths are perfect for achieving a high shine with little effort. High gloss doors may show fingerprints, which can be easily cleaned with a soft cloth.

### Sanded (raw) Doors

Cleaning: sanded products are unfinished and therefore the care of these doors will depend on the type of finish applied, e.g., paint, stain, wax etc., see above for care guidance.





*Spaces Worth Sharing*





STORI

To find your nearest retailer visit  
[STORICOLLECTION.COM](https://STORICOLLECTION.COM)

